

Copyright © 2026 All rights reserved worldwide.

YOUR RIGHTS: This booklet is restricted to your personal use only. It does not come with any other rights.

LEGAL DISCLAIMER: This booklet is protected by international copyright law however; parts of this booklet may be reproduced subject to specific acknowledgement of their source.

The author has made every reasonable effort to be as accurate and complete as possible in the creation of this booklet and to ensure that the information provided is free from errors.

The purpose of this booklet is to educate with no guarantees of results implied. The publisher, author or reseller of this booklet can therefore not be held accountable for any poor results you may attain when implementing the techniques or when following any guidelines set out for you in this booklet.

Table of Contents

The POST — before Country	7
Go Republic in Correspondence	9
Why Pay 74¢ — Forever Stamps	13
The Etiquette when You Receive Correspondence	15
What Might Happen?	19
The Correct Way to Send Lawful Correspondence	23
Correctly Seal the "Registered Return" - Contents	25
Why Different Color Autographs	27
What Else can I Stamp?	29
Why it Must Change	31
More Reading	35
PDF - Fruit from a Poisonous Tree	
PDF - United States Stamp Act of 1863	
PDF - Meet Your Strawman	

The Post — Before Country

The post is one of those quiet, overlooked foundations that helped the colonies think and act like a unified people long before they declared independence.

Before anything formal was created it is reported that the first organized postal service in the American colonies began in 1639, when Richard Fairbanks' tavern in Boston was designated as the official site for receiving and sending overseas mail. This early Post served as the communication link between the colonies and the rest of the world.

This wasn't a "system" yet — more like a patchwork of local habits. The first official post system for the colonies was organized by the British Crown. In 1692 King William III granted a postal patent to Thomas Neale. However in 1707 the Crown took direct control and created the American branch of the Royal Mail.

Around Seventy years later in 1775, tensions with Britain escalated; the Second Continental Congress created an independent American postal system and appointed Benjamin Franklin who was Postmaster of Philadelphia as the first Postmaster General.

In 1787, thirty-nine delegates completed the United States Constitution, establishing the framework of the new government. Four years later, in 1791, the "Bill of Rights" was added, securing essential liberties.

In 1792, President George Washington signed the Postal Service Act, which formally created the national postal system and defined the Post Office as a central institution of the Republic. This act protected the privacy of mail, set standardized rates, and ensured that postal routes would expand with the nation.

Why does this history matter? Because the Post existed before the United States government did. No functioning nation in the modern world has ever formed without a postal system to connect its people. Long before federal agencies, long before political parties, and even before independence, the Post was the backbone of communication, operating under principles rooted in common law.

This historical foundation helps explain why, in *Marbury v. Madison* (1803), the Supreme Court affirmed a core principle of constitutional governance:

"All laws which are repugnant to the Constitution are null and void".

This ruling reinforced the idea that the Constitution — like the early postal system — stands above shifting political structures and remains the supreme law of the land.

Go "Republic" in Correspondence

The Republic operates under treaty authority with every recognized country. It serves as the overseer of international postal interaction and, by extension, the commercial and administrative exchanges that rely on postal systems. Every nation maintains a Post Office network and participates in reciprocal banking and commercial relationships, all of which operate within the Universal Postal Union (**UPU**) framework. Because of this, the UPU is effectively the number one mover of international military and commercial contracts, as admiralty jurisdiction is inherently tied to military authority.

For this reason, it is advisable to send important correspondence (your papers) — whether legal or commercial — through your local Universal Post Office rather than through the "U.S. Postal Service" (**USPS**) as a private mail handler. Using the UPU at your local post office gives you direct access to the authority of the UPU treaties, which in turn provides access to remedy and recourse.

As an example, if you were to send your papers, or legal document through a private postal service, it is treated as private mail (USPS is a Private Corporation). But, if you send that same document (your papers) through the UPU system using the processes described later in this booklet, you gain access to a 21-day remedy window, connected to 4th Amendment protections, through the authority of the UPU.

Invoking the authority of the UPU is automatically achieved by use of denominational postage stamps. These are stamps with printed monetary values — such as 1¢, 2¢, \$1, \$5, \$10, or \$20 — which stand in contrast to "Forever" stamps used by the private postal service USPS.

The use of denominational stamps, and the specific way they are applied, will be explained in later sections. These stamps maximize the authority of your response in any disagreement or agreement, allowing you to invoke the highest authority available to an individual: common law (land jurisdiction) over admiralty law (water jurisdiction).

Images of Denominational Stamps; not to size:



Whenever you place a denominational stamp on a paper/document and autograph across the stamp — thereby canceling it — you establish yourself as the postmaster for that piece of mail, which also functions as a contract.

The stamps listed above are the most common denominational stamps available at local post offices. If your post office does not carry them, they can be ordered online through the USPS website; however, I found it may take time to

receive. Ordering online does provide a wider selection of stamps, if time permits.

You may be wondering why such steps are necessary when mailing papers/documents, and whether attorneys use these methods. The short answer is that attorneys generally do not.

Without turning this paper into a deep exploration of the underlying legal structures, the following government information will help illustrate why "We the People" benefit from operating within the common-law arena rather than relying solely on statutory or private jurisdictions.

Why Pay 74¢ — "Forever Stamps"

You probably did not know that you can send a lot of personal mail through the US Postal service by using the Post Office instead. Under the Thirty Seventh Congress of the United States (March 8, 1863) they set the rate for a local or carrier delivered ref. Section 23 as 2¢ for local letters not exceeding ½ ounce in weight, and under Section 22 a charge of 3¢ is for out of the area mail like across country. Both have an additional cost for each ½ ounce or fraction of at the same cost.

Under the current law by Congress, sending by Post Office not USPS each additional fraction of the ½ ounce would cost an additional 2¢ for local and 3¢ for out of the area. USPS's currently cost for additional ounce or fraction of is 27¢. So a two ounce letter will cost \$1.01 (USPS) and 12¢ (PO) for across the country mail.

Here's the caveat, you have to stamp this under the postage stamp...

(as example) → → → →



First Class Non Domestic
Without Prejudice
USC-1-207
bk-12 Statutes At Large
Chapter 71 Section 22 & 23
37th Congress Session III

The Stamp Act of 1863

Page 705 of the 37th Congress, Chapter 71, Section 22 & 23

Sec . 22. And be it further enacted, That the rate of postage on all domestic letters transmitted in the mails of the United States, and not exceeding one half ounce in weight, shall be uniform at three cents; and for each half ounce, or fraction thereof of additional weight, there shall be charged an additional rate of three cents, to be in all cases prepaid by postage stamps plainly affixed to such letter.

Sec . 23. And be it further enacted, That the rate of postage on all letters not transmitted through the mails of the United States, but delivered through the post-office or its carriers, commonly described as local or drop letters, and not exceeding one half ounce in weight, shall be uniform at two cents, and an additional rate for each half ounce or fraction thereof of additional weight, to be in all cases prepaid by postage stamps affixed to the envelope of such letter, but no extra postage or carrier's fee shall hereafter be charged or collected upon letters delivered by carriers, nor upon letters collected by them for mailing or for delivery. [Congressional Law **not** corporate policy/fees]

The Etiquette When You Receive Correspondence

Use of the stamps and your natural living man seal (your PAS) in the following manner gets the attention of those in the system to whom you provided your paper/documents to.

What is this PSA, good question? Your Personal Assembled Seal (**PAS**) consist of a denominational stamp usual a 1¢ stamp or larger being placed on your paper/document. You then sign your autograph, at an angle, across the stamp followed by a red thumbprint covering both the autograph and stamp.

This act makes you the post master of this piece of mail. This process is especially important when dealing with the major government entities, such as the FBI, CIA, Secret Service, Treasury, Dept. of Labor, Social Security, etc. They all understand the significance of what you are doing.

Those that use this process have said that they either get their paper/docs back (returned unopened). If the form 3811 is returned the process is in action. Some have said they were approached and noticed to the effect, "Have a good day sir or mam, the case is closed". This doesn't happen most of the time.

However, if anyone from the agencies you're dealing with call and ask you why you are doing what you are doing, politely suggest to them that they should consult their legal counsel. It is not your job or responsibility to explain the law or explain why you choose to file in the manner in which you did.

The system is set up in a way that we hang ourselves by our own words. We have to give them the evidence, information, contracts, and legal determinations they require to convict. President Calvin Coolidge once replied, "***I have never been hurt by anything I didn't say***", words of wisdom.

However if you're in a court case, or at any stage of this process (such as an indictment, summons, complaint, or any other hostile encounter with the system), immediately implement the following procedures that must be done on every page you received;

1. All correspondence of whatever documents you receive, print a color copy to complete the following;
2. Now place a 1¢ stamp on the back, centered, above the denominational stamp — stamp "Certified Copy" in red ink (can buy at local office supply store). Next autograph in GREEN ink (private post master) across the 1¢ stamp and place your thumbprint over the autograph and stamp (creating your PAS).
3. Next place your PAS in the lower right corner on the back of every page received and print the date just above your PAS. Next print your SSN (without dashes) in gold just above the date you just printed;
4. Next print your SSN (without dashes) in gold ink on the front in the upper right hand corner of each page;
5. Finally make color hard copies and scan color copies of all documents to a file on your computer.

Example:

135426879

Front of paper/doc upper right hand corner

Example:

backside right bottom of Page (not to size)



What Might Happen?

People who have engaged in this process report when any knowledgeable judge, attorney, or government official see this, all of a sudden "your matters" are important. All of these personages know what mail fraud is. Since autographing the stamp makes you the postmaster of the contract, anyone who interferes is tampering with the mail and engaging in mail fraud.

You can then subpoena the postmaster (either of the post office from which the letter was mailed, or the US Postmaster General, or both), and have them explain, what the rules are, under oath, for deposition or testimony on the witness stand in open court.

In addition, most of the time when you get official communications it has a red meter postage mark on the envelope rather than a cancelled stamp. This act is also under regulations, it's called "mail fraud". If the envelope has a red meter postage mark on it, *they* are the ones who have engaged in mail fraud, because there is no cancelled stamp.

What gives our papers the power is the "canceled stamp". It's a chain of custody and without the cancellation you have no chain of custody. A red meter postage mark is an unconcealed stamp. If it is not cancelled, it is not paid.


A researcher (who will remain nameless) has scanned everything he has ever received into his computer, and has reported that there are more red metered postage marks than

"he can shake a stick at". US Officials are sending responses and it's a rarity — perhaps at best 2% are canceled, the rest equal a lot of mail fraud.

Using a stamp for postage without cancelling it is prima facie evidence that the postmaster of the local PO is committing mail fraud by taking money from a customer and not providing security under the provisions of the UPU.

Another important note: when you place an autographed stamp on a paper/document you have placed that document and the contract under international law and treaty, which US courts have no jurisdiction over to deal with a problem.

Here are a few samples:



Above 2014 letter, the post was canceled yet the pre printed postage below from social security was not. . .





This was received on (1-14-26) and both the denominational and forever stamp have yet to "Canceled". This is considered mail fraud by US Code and Postal Standards.

This is a Google overview of Mail Fraud

Mail fraud in the United States is primarily governed by 18 U.S.C. § 1341, which defines frauds and swindles involving the U.S. Mail.

This federal statute makes it a crime to use the mail system to carry out schemes to defraud victims of money, property, or honest services.

Also under the Stamp Act;

Section 16 (paraphrasing); legal documents stamped properly shall be admitted or used as chain of custody evidence in any Court but if they are not properly stamped they cannot be used as evidence in court.

Example must be inside the print area >> 135426879

The Correct Way to Send Lawful Correspondence

In the upper right corner of each page of your paper/document (as seen above), you'll place your "Social Security Number" (**SSN**) or your "Exception Identification Number" (**EIN**), printed in gold ink. This is the only part of the document that uses gold. That same number should also appear on the outside of your envelope for correspondence (also in gold). But there's another option if you don't want your personal SSN or TIN circulating in the world.

Instead of using your SSN or EIN as the reference number, you can use the "Registered Return Receipt" number from the red mailing label. I prefer this method myself, because I don't want my SSN floating around in a world. However, you must make sure that throughout your paper/doc that you have your SSN involved in the story line of your affidavit.

If you use this method you'll always use that same number for further correspondence regarding that matter.

Note: This booklet is not a report on how to complete your papers, documents or affidavit; this was just a very quick explanation on how stamps will help support those papers you write.

Anytime you have to sign any legal/commercial document, follow this practice. Place your PAS a 1¢ stamp on the line where you are to sign, autograph your name at an angle, try to use the appropriate color ink (a few pages ahead) than place your seal (remember the thumb print must cover both some of the stamp and autograph). Let the recipient deal with the significance of your actions. The seal is always the last step.

This is an example, of what you'll see:



Print Full Name Upper and Lower case under Autograph

Your papers must have a total value of \$21. or more to have jurisdiction under the VII amendment. Below is one example of how some complete their paper(s) using the last page. Some put various valued stamps throughout the paper on the bottom right corner of many pages within their paper.

In bottom right corner:

Not actual size



Correctly Seal the "Registered Return" - Contents


All seems on the back of the envelope MUST be sealed closed, even the fold over flap on the top, the small flap on the bottom, and the one down the middle (example below). You can ONLY use paper type tape.

When you seal your envelope the Post Office will stamp all along the taped seems to insure proof of security of the correspondence.

Most of the time a 9" x 12" envelope works great.

ONLY use brown paper tape for sealing the edges and seams.

Red Postal Stamps around the edges of the sealed brown paper tape - CHAIN OF CUSTODY



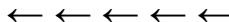
On the next page is an image of how the front should appear when everything is complete.



SAMPLE of FRONT

SENDER: COMPLETE THIS SECTION	COMPLETE THIS SECTION ON DELIVERY																
<ul style="list-style-type: none"> Complete items 1, 2, and 3. Print your name and address on the reverse so that we can return the card to you. Attach this card to the back of the mailpiece, or on the front if space permits. 	<p>A. Signature <input checked="" type="checkbox"/> X <input type="checkbox"/> Agent <input type="checkbox"/> Address</p> <p>B. Received by (Printed Name) C. Date of Delivery</p> <p>D. Is delivery address different from item 1? <input type="checkbox"/> Yes <input checked="" type="checkbox"/> No If YES, enter delivery address below:</p>																
<p>1. Article Addressed to:</p> <p>SAMPLE</p> <p>9590 9402 7738 2152 8465 77</p>	<p>3. Service Type</p> <table border="0"> <tr> <td><input type="checkbox"/> Adult Signature</td> <td><input type="checkbox"/> Priority Mail Express®</td> </tr> <tr> <td><input type="checkbox"/> Adult Signature Restricted Delivery</td> <td><input type="checkbox"/> Registered Mail™</td> </tr> <tr> <td><input type="checkbox"/> Certified Mail®</td> <td><input type="checkbox"/> Registered Mail Restricted Delivery</td> </tr> <tr> <td><input type="checkbox"/> Certified Mail Restricted Delivery</td> <td><input type="checkbox"/> Signature Confirmation™</td> </tr> <tr> <td><input type="checkbox"/> Collect on Delivery</td> <td><input type="checkbox"/> Signature Confirmation™ Restricted Delivery</td> </tr> <tr> <td><input type="checkbox"/> Collect on Delivery Restricted Delivery</td> <td></td> </tr> <tr> <td><input type="checkbox"/> Insured Mail</td> <td></td> </tr> <tr> <td><input type="checkbox"/> Insured Mail Restricted Delivery (over \$500)</td> <td></td> </tr> </table>	<input type="checkbox"/> Adult Signature	<input type="checkbox"/> Priority Mail Express®	<input type="checkbox"/> Adult Signature Restricted Delivery	<input type="checkbox"/> Registered Mail™	<input type="checkbox"/> Certified Mail®	<input type="checkbox"/> Registered Mail Restricted Delivery	<input type="checkbox"/> Certified Mail Restricted Delivery	<input type="checkbox"/> Signature Confirmation™	<input type="checkbox"/> Collect on Delivery	<input type="checkbox"/> Signature Confirmation™ Restricted Delivery	<input type="checkbox"/> Collect on Delivery Restricted Delivery		<input type="checkbox"/> Insured Mail		<input type="checkbox"/> Insured Mail Restricted Delivery (over \$500)	
<input type="checkbox"/> Adult Signature	<input type="checkbox"/> Priority Mail Express®																
<input type="checkbox"/> Adult Signature Restricted Delivery	<input type="checkbox"/> Registered Mail™																
<input type="checkbox"/> Certified Mail®	<input type="checkbox"/> Registered Mail Restricted Delivery																
<input type="checkbox"/> Certified Mail Restricted Delivery	<input type="checkbox"/> Signature Confirmation™																
<input type="checkbox"/> Collect on Delivery	<input type="checkbox"/> Signature Confirmation™ Restricted Delivery																
<input type="checkbox"/> Collect on Delivery Restricted Delivery																	
<input type="checkbox"/> Insured Mail																	
<input type="checkbox"/> Insured Mail Restricted Delivery (over \$500)																	
<p>2. Article Number (Transfer from service label)</p>																	
<p>PS Form 3811, July 2020 PSN 7530-02-000-9063</p>	<p>Domestic Return Receipt</p>																

Green Form 3811



These images are not to size, Red in color



Use the 9 Numeric Numbers from Label for your paper/doc

Why Different Color Autographs?

Different ink colors carry different meanings.

- ▶ **Purple** conveys authority and a willingness to sacrifice one's self for the greater good,
- ▶ **Red** represents the man on the land,
- ▶ **Green** is used when you represent yourself becoming a "Private Postmaster",
- ▶ **Blue** is associated with corporate or maritime jurisdiction (US government),
- ▶ **Black** represents an executed matter.

Some insist these meanings are absolute; others say they're flexible. I use them intentionally, choosing the color that best expresses the purpose of your papers, document or affidavit.



What Else can I Stamp?

Great question and the answer is; maybe Yes. We've heard people explain that we, us, you can help cut our national debt with denominational postal stamps. There is a thought being emailed around that if you place a 1¢ or 2¢ denominational stamp on the back side of the \$1.00 bill, scribe a black felt tip line through it at an angle this will cancel that bill.

It doesn't cancel your use in spending that bill to make a purchase but when the banks receive them they will have to turn them over to the Treasury and they are then taken out of circulation.

I mean how many times have we heard on the news regarding too much money being printed leads to national debts climbing? This is a very easy and affordable way to help cut the debt.



Help Cancel The Debt!!!

Why it Must Change

Throughout the history of our nation's government deceit and straight up arrogance diverted our future towards a government that many today call a, "**Democracy**" (authority party control - socialist/communist order of government). The creation for "*We the People*", the true masters of our government, has now become "we the servants" to the creation.

This form of government we live in today is the nightmare that our forefathers fought so hard not to become.

We have stood by and allowed an ever-growing government to take control of what our children learn. And if we're willing to face the truth, this has weakened—not strengthened—generation after generation of "We the People." The results are no longer subtle. They are visible everywhere.

Thomas Jefferson warned us plainly:

"Freedom is not free; the price you must pay for freedom is eternal vigilance."

We have not been vigilant. We have not guarded the foundations of our own nation. What we now call "democracy" has drifted far from the Republic we were meant to inherit. And the consequences are piling up faster than most people realize.

This booklet exists because the Republic—the real system, the lawful structure—still stands beneath the surface. It has not been erased. It has not been dismantled. It has simply been ignored. And that neglect has cost us dearly.

But it is not too late

Every law, every principle, every safeguard of a true Republic is still there, waiting for us—"We the People"—to reclaim it. The "Republic" is waiting for us to stop sleepwalking through history. Waiting for us to stop assuming someone else will fix what only we can fix.

Benjamin Franklin warned us as well:

"Those who would give up essential liberty to purchase a little temporary safety deserve neither liberty nor safety."

Look around. That is exactly the trade we have been making. And the price is rising.

Earlier in this booklet, you saw how the de jure Republic system functioned with clarity, fairness, and astonishing efficiency—12¢ to mail a 2 ounce across country letter instead of \$1.01 under the de facto USPS system. You saw how operating under a true Republic restores the protections of the Bill of Rights—especially the 4th and 7th Amendments—rights that have been quietly eroded in the system we now tolerate.

These are not small details. *They are warnings...*

There is more to our Republic than can be written in this booklet, but the person who handed this to you believes you might be open minded enough to explore other information that has been hidden from you. They believe you deserve a

chance to understand the path forward before that path is chosen for you.

This Republic way of life has not been absent from us. It has not vanished. It is waiting for us to knock at the door, take a step forward, and reclaim the freedom that previous generations fought for and expected us to protect.

This icebreaker is our way to move forward in correspondence, nothing more. This is a small first step, a way to reach those who feel that something is wrong but can't quite name it. This is a way to speak directly with you without filters, without noise, without the distractions that have pulled us, "the People" apart.

Technology has given us convenience, but it has also taken something from us: the ability to communicate deeply, personally, and honestly. Think of this, in one generation (70 years) we have lost the habit — and the courage — of writing to one another with purpose.

This booklet is an attempt to restore that connection before it's too late. With everything being said, do some research we have set up a website where you can find more information on this subject, our "Republic".

theRepublicStory.org

More Reading

As a gift, I was able to secure a PDF version of the book *Fruit from a Poisonous Tree*. It's a powerful, information - packed read — full of insights that were never taught to you, me, or even our distant ancestors.

Type the link below to read it online or download the PDF. Just be prepared: once you look behind the wizard's curtain, you may feel a bit like Dorothy yourself.

Fruit from a Poisonous Tree, 285 pages

https://drive.google.com/file/d/1P1fg4hE6JZq7j_q3yVizuEzOgWXFqWOh/view?usp=drive_link

This book is a veritable powerhouse that shatters, in one instant, the wall of lies and deceit that took decades to build upon our impressionable minds. Future generations will not forgive us or forget the terrible injustice we have let befall them. We switched from common law pleading to statutory pleading and no one asked why. Now you'll know the answers, and I think it will upset you to no end.

United States Stamp Act of 1863

https://drive.google.com/file/d/1WtQaCF0NBWiF5ntPK2iGSqsHbItBsBjk/view?usp=drive_link

The United States Stamp Act of 1863 (technically an amendment to the Revenue Act of 1862) expanded federal taxes on legal documents, commercial transactions, and proprietary items (medicines, playing cards) to fund the Civil War. It mandated revenue stamps on checks, contracts, and insurance, while targeting "Schedule C" items, effectively treating sellers as manufacturers.

Meet Your Strawman, 81 pages

https://drive.google.com/file/d/1vUccqeuqt7SVqFFu2ObmQA9y8qA7TmCz/view?usp=drive_link

If nobody has told you that you have a Strawman, then this could be a very interesting experience for you. Your Strawman was created when you were very young, far too young to know anything about it. But then, it was meant to be a secret as its purpose is to swindle you, and since it's creation it has been used very effectively.